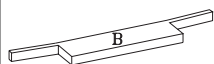




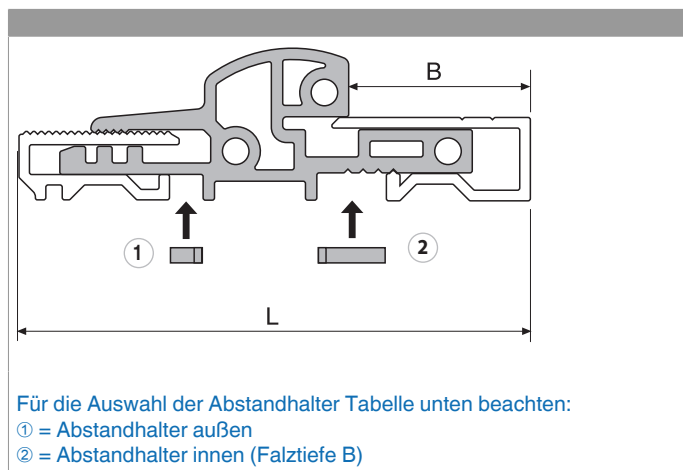
457747 - Abstandhalter für Bodentürschwelle außen

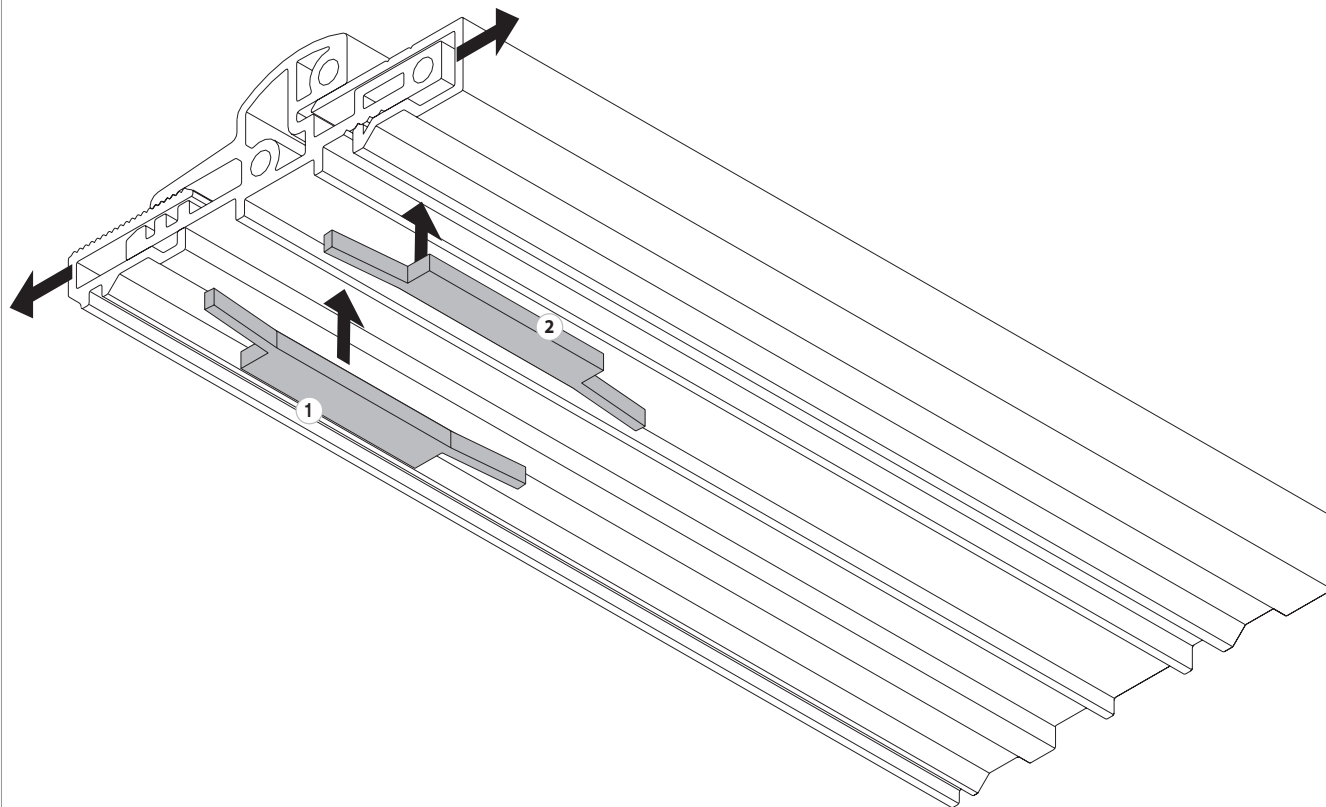
Technische Zeichnung



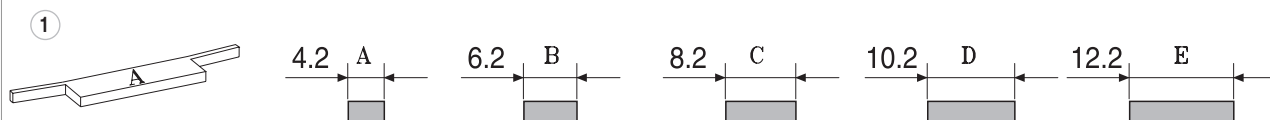
		B		Nº
	außen	6,2	100	457747

Einstellung der Breite der Schiene





Abstandhalter außen



Abstandhalter innen

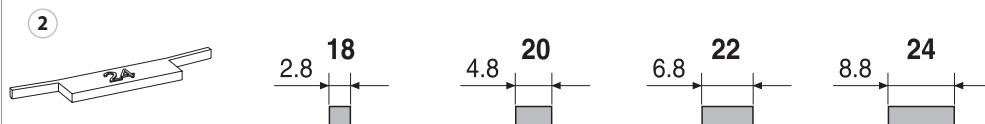


Tabelle für Schiene 58-76

	B = 18		B = 20		B = 22		B = 24	
	①	②	①	②	①	②	①	②
L = 68	D	18	C	20	B	22	A	24
L = 70	E	18	D	20	C	22	B	24
L = 72	-	-	E	20	D	22	C	24
L = 74	-	-	-	-	E	22	D	24
L = 76	-	-	-	-	-	-	E	24