






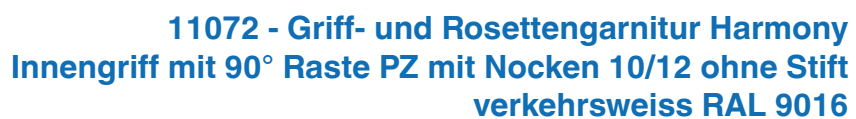


11072 - Griff- und Rosettengarnitur Harmony Innengriff mit 90° Raste PZ mit Nocken 10/12 ohne Stift verkehrsweiss RAL 9016

Technische Zeichnung



									
verkehrsweiss	RAL 9016	PZ	55	28	ohne Stift	7	kunststoffummantelt	10	11072



Technical drawing of a door lock assembly showing dimensions for X, Y, DM, and various hole diameters (Ø12, Ø20).

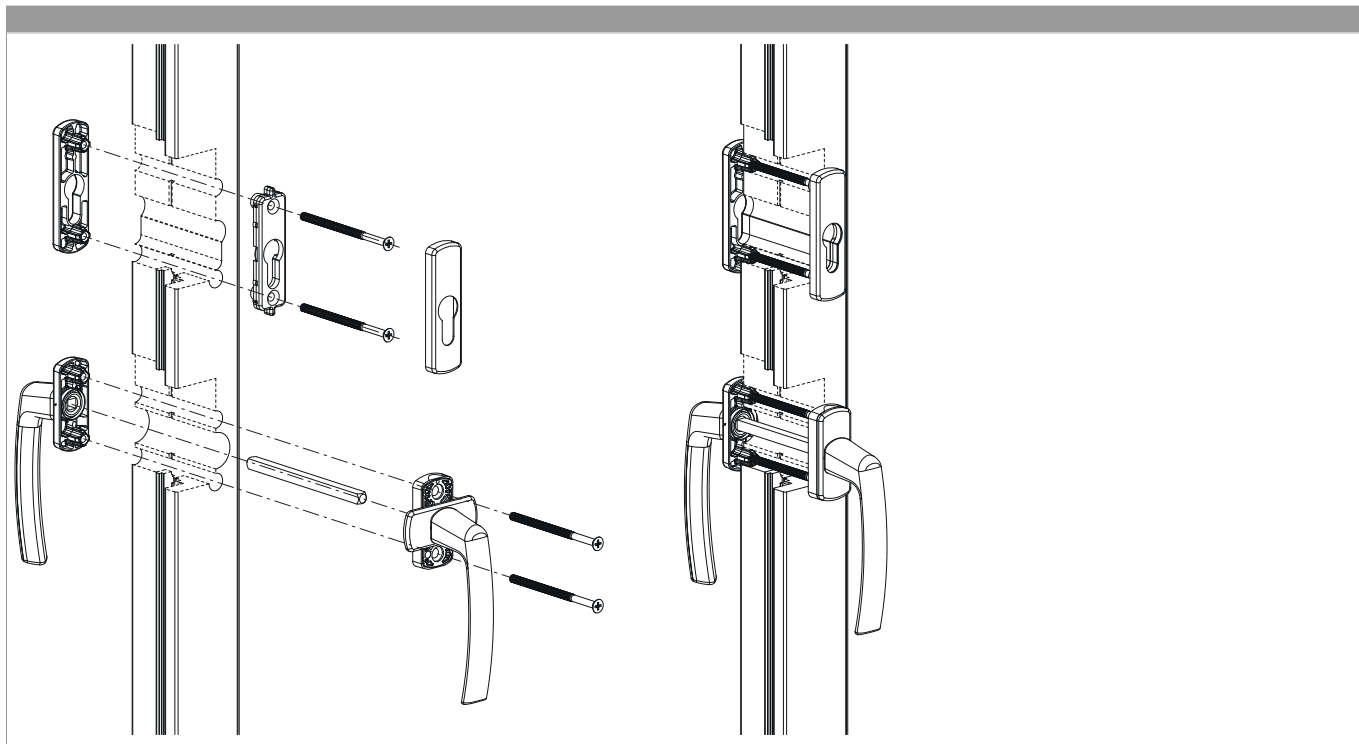
Dimensions and features:

- X:** Total width of the lock body.
- DM:** Distance from the edge to the center of the lock body.
- 17:** Distance from the center of the lock body to the edge.
- 86:** Total height of the lock body.
- 37:** Distance from the top edge to the center of the lock body.
- 31,5:** Distance from the center of the lock body to the top edge.
- 16:** Distance from the center of the lock body to the bottom edge.
- Ø12:** Diameter of the lock body.
- Ø20:** Diameter of the lock body.
- Y:** Total width of the lock body.
- DM:** Distance from the edge to the center of the lock body.
- 13:** Distance from the center of the lock body to the edge.
- 80:** Total height of the lock body.
- 40:** Distance from the top edge to the center of the lock body.
- 21,5:** Distance from the center of the lock body to the top edge.
- Ø12:** Diameter of the lock body.
- 1050:** Total height of the lock body.



11072 - Griff- und Rosettengarnitur Harmony
Innengriff mit 90° Raste PZ mit Nocken 10/12 ohne Stift
verkehrsweiss RAL 9016

Montage



Bedienung

